


FEATURES

- Robust door and hardware crafted for unmatched luxury, strength, and heat retention
- Full double-glazed clear tempered glass front for stunning views
- Impressive 8" wall thickness for enhanced insulation and quiet interior
- Slanted roof with rainwater control system
- Immersive Bluetooth speakers
- Pre-wired lighting and electrical equipment in lockable weathertight compartment
- Multiple heater types and style options available
- Arrives fully assembled for immediate use
- Handcrafted in Estonia 
- A World Sauna Group Exclusive!



SPECIFICATIONS

Model: AIRCUBE ONE

Capacity: Up to 6 People

Wood: Thermo-Pine (painted black)

Voltage: 240v

Lighting: Mood-setting interior LED (Dimmable) bar lighting

Lighting Placement: Behind backrest and below benches with 2 sconces on front exterior wall

Flooring: PVC subflooring with comfortable Alder wood floor grate

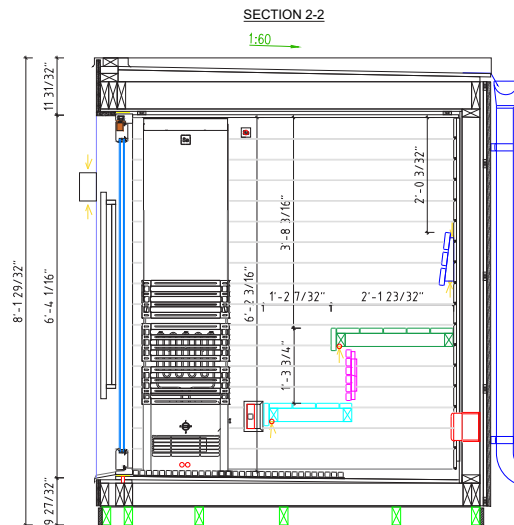
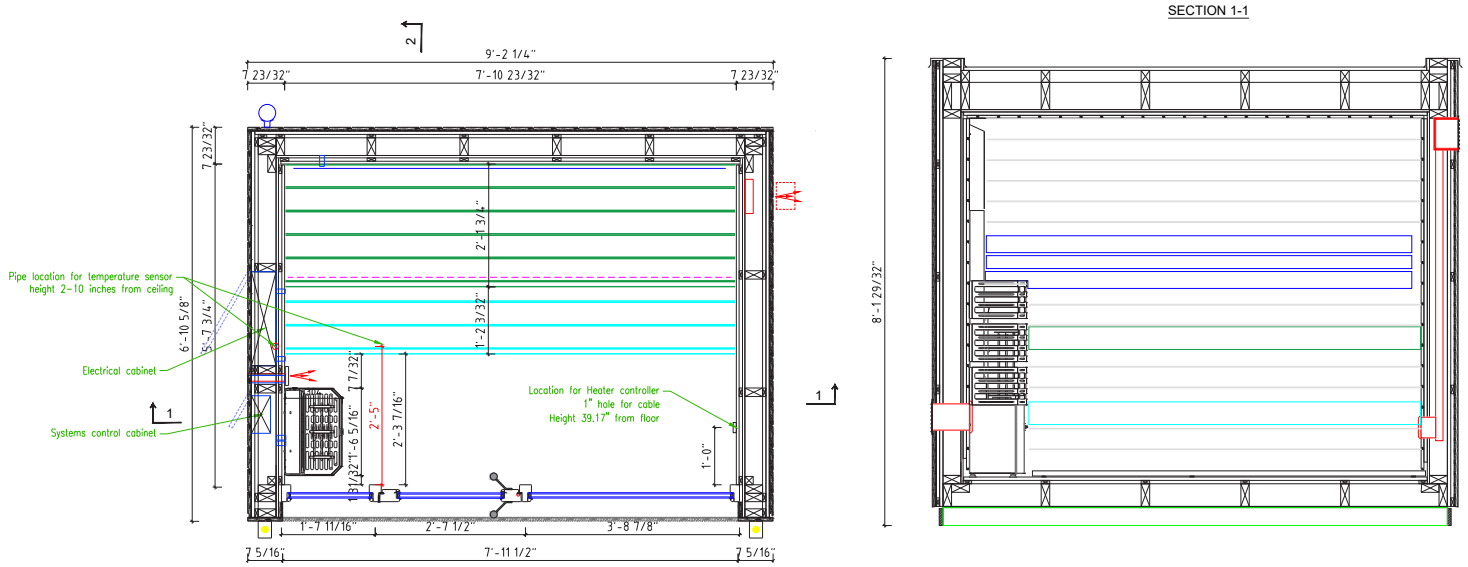
Available Sizes O.D. (approx.):

W: 111" x D: 87" x H: 98"

Heater and Control Options:

Finsauna H800-240/1, PH800-240/1

DIMENSIONS (O.D.)



FEATURES

- Robust door and hardware crafted for unmatched luxury, strength, and heat retention
- Full double-glazed clear tempered glass front for stunning views
- Impressive 8" wall thickness for enhanced insulation and quiet interior
- Slanted roof with rainwater control system
- Pre-wired lighting and electrical equipment in lockable weathertight compartment
- Arrives fully assembled for immediate use
- Immersive Bluetooth speakers
- Handcrafted in Estonia 
- A World Sauna Group Exclusive!



SPECIFICATIONS

Model: AIRCUBE SPACE

Capacity: Up to 5 People

Wood: Thermo-Spruce

Voltage: 240v

Lighting: Mood-setting interior LED (Dimmable) bar lighting

Lighting Placement: Behind backrest and below benches with 2 sconces on front exterior wall

Flooring: PVC subflooring with comfortable Alder wood floor grate

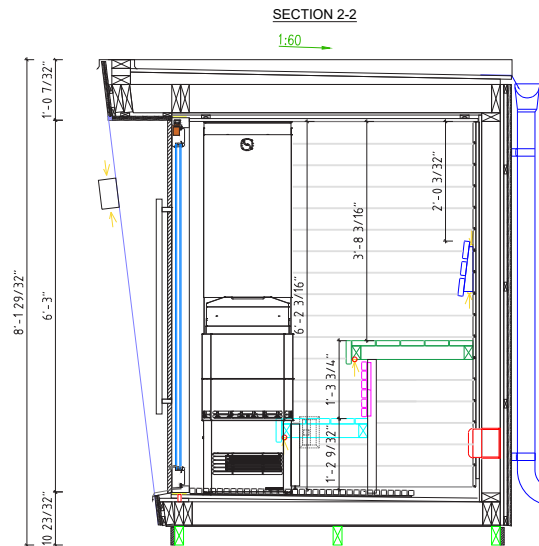
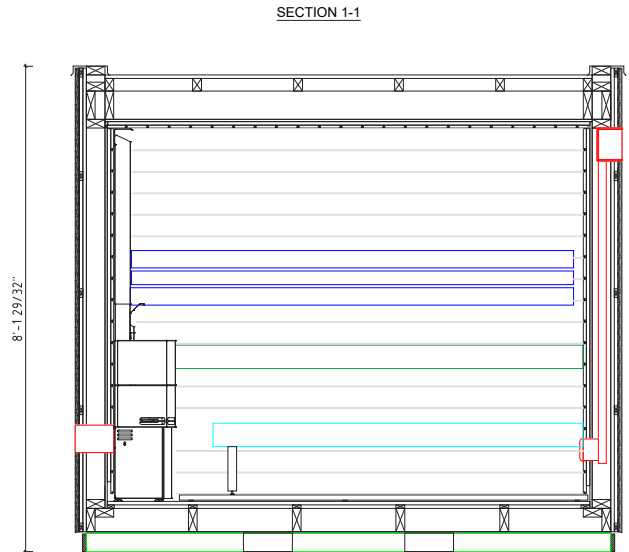
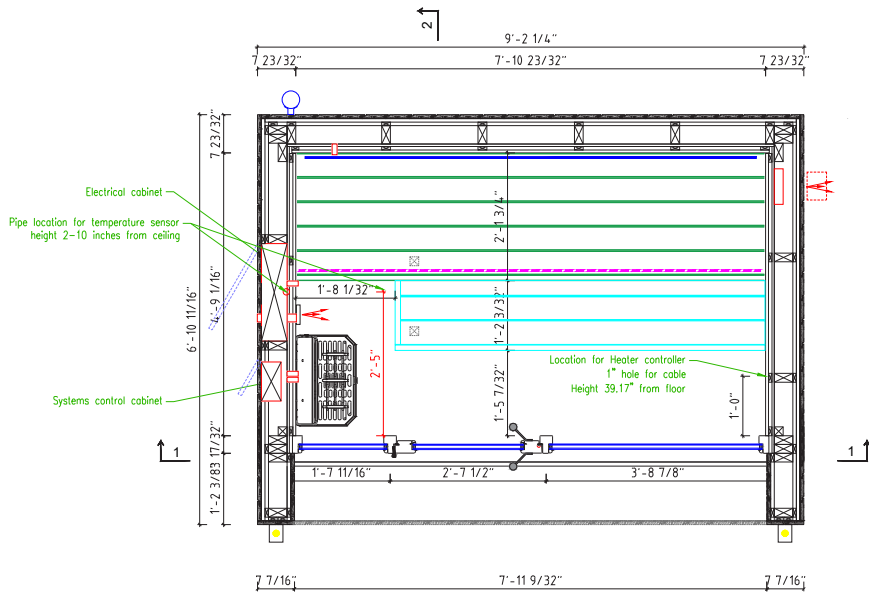
Dimensions (approx.):

W: 110" x D: 83" x H: 98"

Heater and Control Options:

Finsauna H800-240/1, PH800-240/1


DIMENSIONS (O.D.)



AIRCUBE DOUBLE

saunum

FEATURES

- Spacious 2-room sauna/changing room layout
- Luxury sauna cabin with striking black finish
- Bench skirt for elegant, seamless aesthetic
- Robust door and hardware crafted for unmatched luxury, strength, and heat retention
- Full double-glazed clear tempered glass front for stunning views
- 8" thick walls provide superb insulation and noise control
- Slanted roof with rainwater control system
- Immersive Bluetooth speakers
- Multiple heater types and style options available
- Fully assembled for immediate use
- Handcrafted in Estonia 
- A World Sauna Group Exclusive!



SPECIFICATIONS

Model: AIRCUBE DOUBLE

Capacity: Up to 3 people

Wood: Thermo-Spruce

Voltage: 240v

Lighting: Mood-setting interior LED (Dimmable) bar lighting

Lighting Placement: Behind backrest and below benches with 2 sconces on front exterior wall

Flooring: PVC subflooring with comfortable Alder wood floor grate

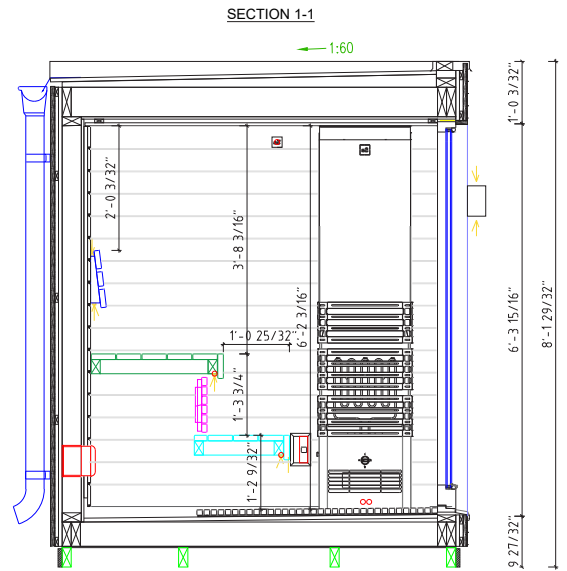
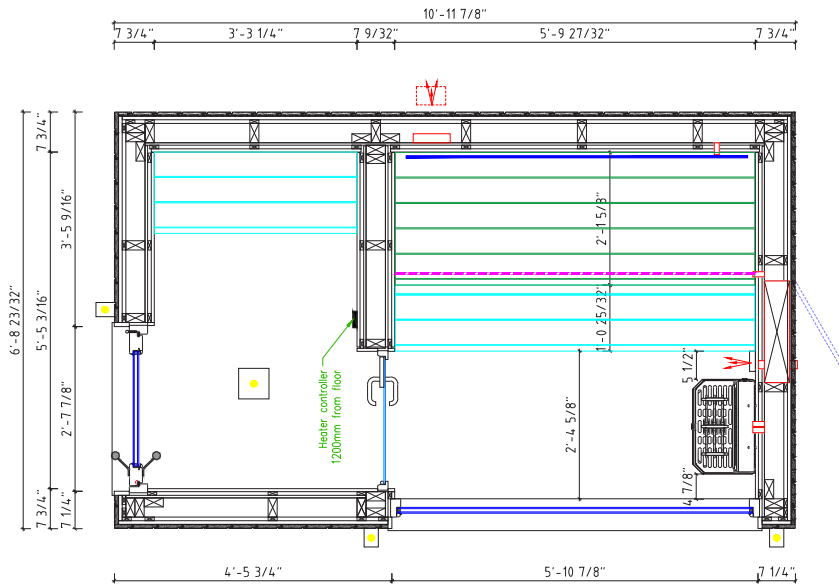
Dimensions (approx.):

W: 132" x D: 81" x H 98"

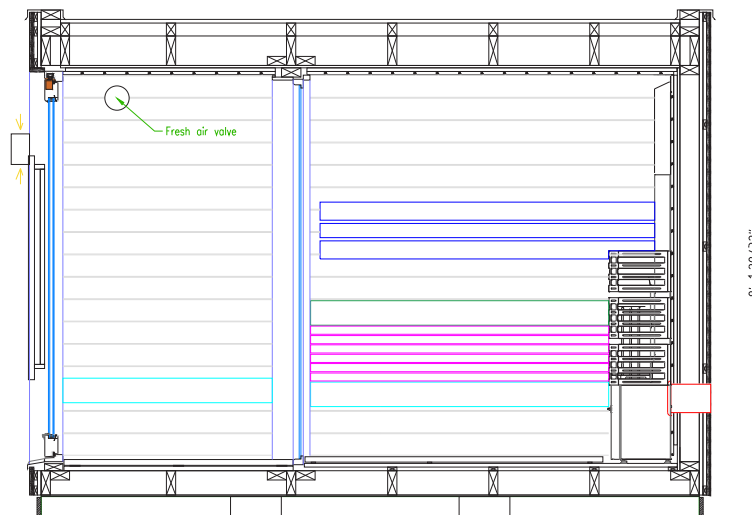
Heater and Control Options:

Finsauna H800-240/1, PH800-240/1

DIMENSIONS (O.D.)



SECTION 2-2



FEATURES

- Luxury sauna cabin with striking black finish and refined bench skirt
- Charming front terrace perfect for cooling down
- Robust door and hardware crafted for unmatched luxury, strength, and heat retention
- Full double-glazed clear tempered glass front for stunning views
- 8" thick walls for a peaceful, quiet, and perfectly insulated interior
- Slanted roof with rainwater control system
- Immersive Bluetooth speakers
- Pre-wired lighting and electrical equipment in lockable weathertight compartment
- Multiple heater types and style options available
- Arrives fully assembled for immediate use
- Handcrafted in Estonia 
- A World Sauna Group Exclusive!



SPECIFICATIONS

Model: AIRCUBE TERRACE

Capacity: Up to 4 People

Wood: Thermo-Spruce

Voltage: 240v

Lighting: Mood-setting interior LED (Dimmable) bar lighting

Lighting Placement: Behind backrest and below benches with 2 sconces on front exterior wall

Flooring: PVC subflooring with comfortable Alder wood floor grate

Dimensions (approx.):

W: 110" x D: 85" x H: 98"

Heater and Control Options:

Finsauna H800-240/1, PH800-240/1

